

ایران در خاورمیانه

حسین عباسی

دانشگاه مریند



خاورمیانه و شمال آفریقا



شاخصهای اندازه اقتصاد و ساختار جمعیت

□ مساحت

□ جمعیت

□ نرخ باروری

□ نرخ باروری در درآمد سرانه

□ جمعیت 0 تا 14 ساله

□ جمعیت 65 ساله و بیشتر

□ تولید ناخالص داخلی

□ میزان رانت نفت

خاورمیانه و شمال آفریقا

Pop. Rank	Name	Population	Area Rank	Area(SQ. miles)
1	Egypt	107,465,000	6	386,662
2	Iran	87,290,000	5	636,372
3	Turkey	83,384,000	7	302,535
4	Sudan	44,440,000	1	967,500
5	Algeria	43,451,000	2	919,590
6	Iraq	42,556,000	10	168,754
7	Morocco	36,688,000	9	172,410
8	Saudi Arabia	35,997,000	3	756,985
9	Yemen	32,284,000	8	203,850
10	Syria	20,772,000	12	71,500
11	Tunisia	12,161,000	13	63,170
12	Jordan	10,928,000	14	35,600
13	United Arab Emirate	9,287,000	15	32,000
14	Libya	6,653,000	4	679,360
15	Lebanon	5,662,000	18	4,036
16	Oman	4,543,000	11	82,030
17	Kuwait	4,360,000	16	6,880
18	Qatar	2,760,000	17	4,416

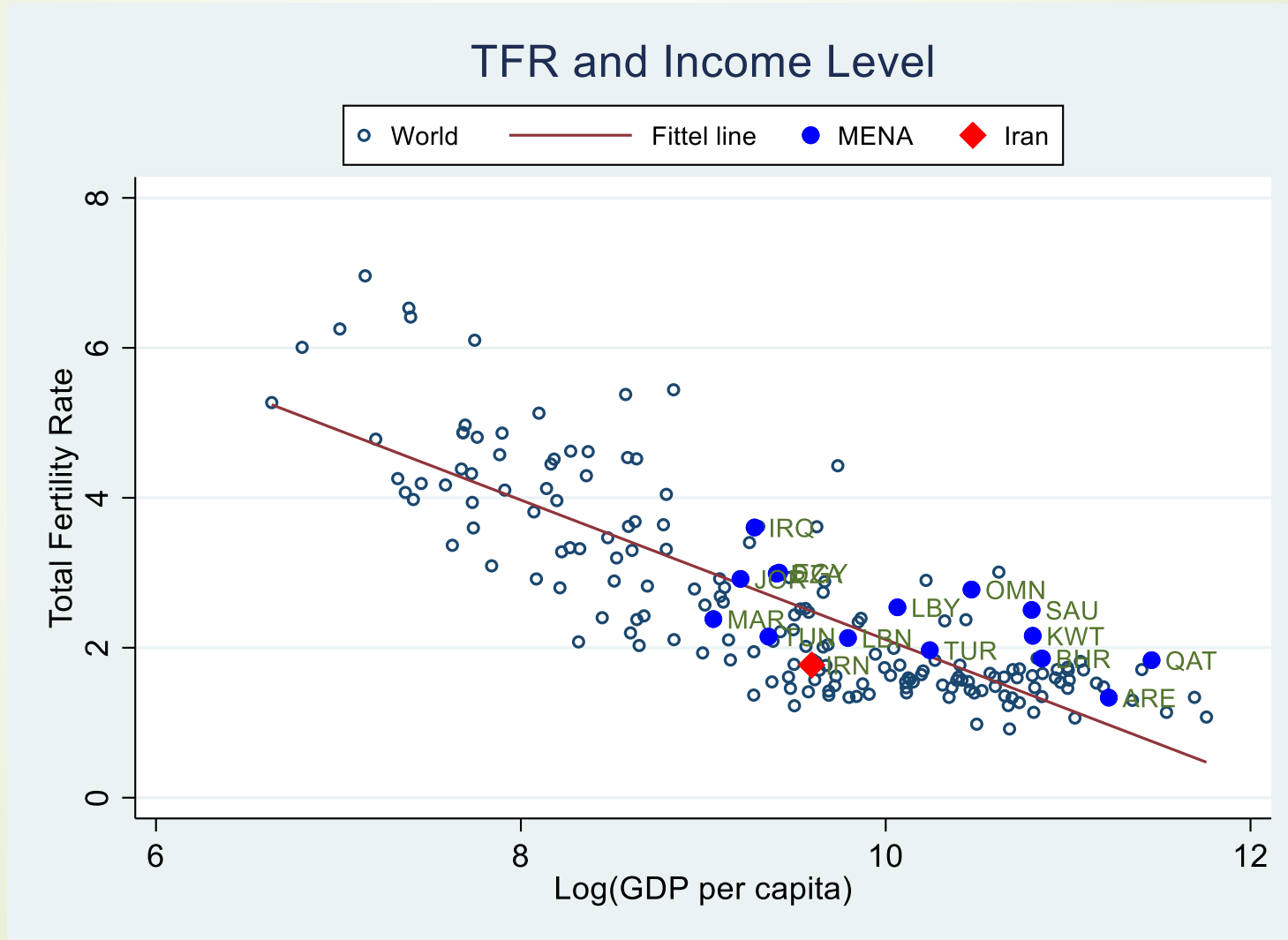
Country	1990	Country	2000	Country	2010	Country	2020
Egypt	57214630	Egypt	71371371	Egypt	87252413	Egypt	107000000
Iran	55793629	Iran	65544383	Iran	75373855	Iran	87290193
Turkiye	54324142	Turkiye	64113547	Turkiye	73142150	Turkiye	83384680
Algeria	25518074	Algeria	30774621	Algeria	35856344	Algeria	43451666
Morocco	24570814	Morocco	28554415	Morocco	32464865	Iraq	42556984
Iraq	17658381	Iraq	24628858	Iraq	31264875	Morocco	36688772
Saudi Arabia	16004763	Saudi Arabia	21547390	Saudi Arabia	29411929	Saudi Arabia	35997107
Yemen	13375121	Yemen	18628700	Yemen	24743946	Yemen	32284046
Syria	12408996	Syria	16307654	Syria	22337563	Syria	20772595
Tunisia	8440023	Tunisia	9893316	Tunisia	10895063	Tunisia	12161723
Libya	4236983	Libya	5154790	UAE	8481771	Jordan	10928721
Lebanon	3593700	Jordan	5056174	Jordan	6931258	UAE	9287289
Jordan	3480587	Lebanon	4320642	Libya	6491988	Libya	6653942
UAE	1900151	UAE	3275333	Lebanon	4995800	Lebanon	5662923
Oman	1804524	Oman	2344253	Kuwait	2943356	Oman	4543399
Kuwait	1674938	Kuwait	1934901	Oman	2881914	Kuwait	4360444
Bahrain	517418	Bahrain	711442	Qatar	1713504	Qatar	2760385
Qatar	441675	Qatar	645937	Bahrain	1213645	Bahrain	1477469

نرخ باروری

Country	1990	Country	2000	Country	2010	Country	2019
Yemen	8.61	Yemen	6.32	Yemen	4.86	Yemen	3.89
Oman	6.61	Iraq	4.95	Iraq	4.43	Iraq	3.55
Iraq	5.88	Saudi Arabia	4.12	Jordan	3.78	Egypt	2.96
Saudi Arabia	5.83	Syria	4.00	Syria	3.40	Algeria	2.94
Jordan	5.48	Jordan	3.92	Egypt	3.21	Jordan	2.87
Syria	5.38	Oman	3.89	Oman	2.94	Syria	2.80
Libya	4.97	Egypt	3.44	Saudi Arabia	2.85	Oman	2.69
Iran	4.86	Qatar	3.23	Algeria	2.84	Libya	2.51
Algeria	4.56	Libya	2.85	Libya	2.60	Saudi Arabia	2.47
UAE	4.54	Morocco	2.80	Morocco	2.59	Morocco	2.35
Egypt	4.48	Bahrain	2.78	Kuwait	2.26	Kuwait	2.14
Qatar	4.18	Kuwait	2.74	Turkiye	2.14	Tunisia	2.11
Morocco	4.02	UAE	2.73	Lebanon	2.13	Lebanon	2.10
Bahrain	3.76	Algeria	2.57	Tunisia	2.11	Turkiye	1.92
Tunisia	3.47	Turkiye	2.51	Qatar	2.09	Bahrain	1.83
Kuwait	3.32	Lebanon	2.50	Bahrain	2.05	Qatar	1.82
Lebanon	3.30	Tunisia	2.05	UAE	1.79	Iran	1.71
Turkiye	3.13	Iran	2.02	Iran	1.77	UAE	1.46

<https://databank.worldbank.org/source/world-development-indicators#>

نرخ باروری 2019 در درآمد سرانه (برابری قدرت خرید)



<https://databank.worldbank.org/source/world-development-indicators#>

جمعیت 0 تا 14 سال

Country	1990
Yemen	51.0
Syria	46.5
Jordan	45.8
Iraq	44.9
Oman	43.9
Iran	43.5
Algeria	42.8
Saudi Arabia	41.4
Egypt	41.1
Libya	40.8
Morocco	40.6
Kuwait	38.8
Tunisia	38.1
Lebanon	36.7
Turkiye	35.7
Bahrain	33.8
UAE	29.7
Qatar	27.3

Country	2000
Yemen	49.3
Iraq	43.4
Syria	41.0
Jordan	40.3
Oman	37.2
Egypt	37.0
Saudi Arabia	35.9
Morocco	34.1
Algeria	33.8
Libya	33.5
Iran	33.1
Lebanon	31.9
Turkiye	31.1
Tunisia	30.1
Bahrain	29.3
Kuwait	28.7
Qatar	23.6
UAE	22.2

Country	2010
Yemen	43.6
Iraq	41.2
Jordan	36.6
Syria	36.4
Egypt	33.3
Libya	29.9
Saudi Arabia	29.5
Morocco	28.9
Algeria	27.6
Oman	26.9
Turkiye	26.7
Lebanon	25.8
Tunisia	23.8
Kuwait	23.0
Iran	22.3
Bahrain	20.5
Qatar	13.8
UAE	13.7

Country	2020
Yemen	40.2
Iraq	38.5
Syria	34.5
Egypt	33.2
Jordan	33.1
Algeria	30.6
Libya	29.4
Lebanon	27.8
Morocco	27.1
Saudi Arabia	26.0
Oman	25.6
Tunisia	25.0
Iran	24.0
Turkiye	23.7
Kuwait	21.0
Bahrain	20.3
Qatar	15.4
UAE	14.9

<https://databank.worldbank.org/source/world-development-indicators#>

جمعیت بیش از 65 سال

Country	1990	Country	2000	Country	2010	Country	2020
Turkiye	4.7	Tunisia	5.4	Tunisia	6.8	Lebanon	9.4
Tunisia	4.4	Turkiye	5.4	Turkiye	6.4	Tunisia	8.6
Egypt	4.2	Lebanon	5.2	Lebanon	6.1	Turkiye	8.2
Lebanon	4.2	Egypt	4.5	Morocco	5.2	Morocco	7.2
Iraq	3.7	Morocco	4.3	Iran	5.0	Iran	7.1
Iran	3.3	Algeria	4.2	Algeria	4.8	Algeria	6.0
Algeria	3.1	Iran	4.1	Egypt	4.1	Libya	4.8
Morocco	3.0	Libya	3.6	Libya	4.0	Egypt	4.7
Syria	3.0	Syria	3.3	Jordan	3.4	Syria	4.6
Libya	2.8	Iraq	3.2	Syria	3.4	Kuwait	4.0
Yemen	2.8	Jordan	2.7	Iraq	3.1	Jordan	3.6
Saudi Arabia	2.6	Yemen	2.7	Yemen	2.8	Iraq	3.4
Oman	2.5	Saudi Arabia	2.6	Oman	2.5	Bahrain	3.2
Jordan	2.4	Bahrain	2.5	Saudi Arabia	2.2	Oman	2.8
Bahrain	2.1	Oman	2.4	Bahrain	2.1	Yemen	2.7
Kuwait	1.5	Kuwait	1.6	Kuwait	1.8	Saudi Arabia	2.4
Qatar	1.1	Qatar	1.3	Qatar	0.9	UAE	1.7
UAE	1.0	UAE	0.9	UAE	0.2	Qatar	1.3

<https://databank.worldbank.org/source/world-development-indicators#>

توليد ناخالص داخلي. قيمت ثابت. ميليارد دلار 2015

Country	1990	Country	2000	Country	2010	Country	2019
Turkiye	289	Turkiye	414	Turkiye	614	Turkiye	997
Saudi Arabia	284	Saudi Arabia	367	Saudi Arabia	511	Saudi Arabia	710
Iran	188	Iran	257	Iran	405	Iran	434
UAE	127	UAE	200	UAE	293	UAE	403
Egypt	115	Egypt	180	Egypt	288	Egypt	398
Algeria	81	Iraq	102	Algeria	141	Iraq	202
Iraq	62	Algeria	97	Iraq	121	Algeria	177
Morocco	42	Kuwait	61	Qatar	117	Qatar	167
Oman	29	Libya	58	Kuwait	96	Morocco	124
Yemen	24	Morocco	56	Morocco	91	Kuwait	114
Tunisia	18	Oman	47	Libya	84	Oman	83
Syria	12	Yemen	42	Yemen	63	Libya	61
Jordan	12	Qatar	34	Oman	63	Tunisia	49
Lebanon	10	Tunisia	28	Lebanon	45	Lebanon	47
Bahrain	9	Lebanon	26	Tunisia	42	Jordan	42
Kuwait	NA	Syria	21	Syria	34	Bahrain	35
Libya	NA	Jordan	18	Jordan	34	Syria	16
Qatar	NA	Bahrain	15	Bahrain	26	Yemen	NA

تولید ناخالص داخلی. برابری قدرت خرید. قیمت ثابت. میلیارد دلار 2017

Country	1990	Country	2000	Country	2010	Country	2019
Turkiye	681	Turkiye	976	Turkiye	1450	Turkiye	2350
Saudi	675	Saudi	871	Saudi	1210	Saudi	1680
Iran	527	Iran	723	Iran	1140	Egypt	1240
Egypt	360	Egypt	562	Egypt	902	Iran	1220
Algeria	225	UAE	329	UAE	480	UAE	661
UAE	208	Algeria	270	Algeria	395	Algeria	497
Iraq	132	Iraq	216	Iraq	256	Iraq	428
Morocco	102	Libya	140	Morocco	223	Morocco	303
Oman	55	Morocco	138	Libya	204	Qatar	255
Tunisia	47.8	Kuwait	112	Qatar	178	Kuwait	210
Jordan	28.3	Oman	87.7	Kuwait	176	Oman	156
Lebanon	21	Tunisia	75.9	Oman	118	Libya	148
Bahrain	19.1	Lebanon	54.9	Tunisia	114	Tunisia	134
Kuwait		Qatar	51.3	Lebanon	96	Jordan	102
Libya		Jordan	44.8	Jordan	82.3	Lebanon	99.4
Qatar		Bahrain	32.8	Bahrain	55.3	Bahrain	74.4
Syrian		Syrian		Syrian		Syrian	
Yemen		Yemen		Yemen		Yemen	

نرخهای دلار استفاده شده در محاسبات (تومان)

	1990	2000	2010	2019
Market Exchange Rate	135	800	1030	12000
Official Exchange Rate	7	175	1030	4200
Exchange Rate Used by the WB	30	573	1030	9650
PPP Exchange Rate Used by the WB	9	88	364	2150
WB Exchange rate to PPP	3.3	6.5	2.8	4.5

رانت نفت و گاز (تفاضل قیمت و هزینه). درصد تولید ناخالص

Country	1990	Country	2000	Country	2010	Country	2019
Qatar	51.2	Kuwait	51.4	Libya	55.9	Iraq	40.6
Oman	50.3	Iraq	48.9	Kuwait	48.8	Kuwait	39.8
Saudi Arabia	47.2	Qatar	46.6	Iraq	43.6	Libya	34.4
Bahrain	40.9	Oman	46.4	Saudi Arabia	38.8	Iran	26.9
Libya	40.4	Saudi Arabia	42.7	Oman	35.2	Saudi Arabia	25.4
Kuwait	39.5	Yemen	42.3	Qatar	32.4	Oman	25.0
UAE	36.6	Libya	34.2	Algeria	25.2	Qatar	22.4
Yemen	29.7	Iran	33.0	UAE	23.8	Algeria	18.4
Iran	23.8	Algeria	26.6	Yemen	23.2	UAE	16.9
Algeria	18.2	Bahrain	22.6	Iran	22.1	Bahrain	13.4
Egypt	17.5	UAE	22.4	Bahrain	20.5	Egypt	5.6
Syria	14.6	Egypt	7.3	Egypt	9.0	Syria	3.8
Iraq	9.5	Syria	6.5	Tunisia	4.5	Tunisia	2.0
Tunisia	6.5	Tunisia	3.6	Syria	4.1	Turkiye	0.1
Turkiye	0.3	Jordan	0.1	Turkiye	0.1	Jordan	0.0
Jordan	0.2	Turkiye	0.1	Jordan	0.0	Morocco	0.0
Morocco	0.0	Morocco	0.0	Morocco	0.0	Lebanon	0.0
Lebanon	0.0	Lebanon	0.0	Lebanon	0.0	Yemen	NA

شاخصهای رفاه اقتصادی و عملکرد اقتصاد

- تولید ناخالص داخلی سرانه
- رشد تولید ناخالص داخلی سرانه
- نرخ تورم
- نرخ جمعیت زیر خط فقر \$2.15
- نرخ جمعیت زیر خط فقر \$3.65
- نرخ جمعیت زیر خط فقر \$6.85
- انرژی برای تولید \$1000 ارزش افزوده

تولید ناخالص داخلی سرانه. برابری قیمت خرید. دلار 2017

Country	1990
UAE	109695
Saudi Arabia	42164
Bahrain	36998
Oman	30462
Turkiye	12536
World	9718
Iran	9442
Algeria	8829
Jordan	8128
Iraq	7449
Egypt	6292
Lebanon	5856
Tunisia	5660
Morocco	4120
Qatar	NA
Libya	NA
Kuwait	NA
Syria	NA
Yemen	NA

Country	2000
UAE	100312
Qatar	79400
Kuwait	58117
Bahrain	46154
Saudi Arabia	40406
Oman	37392
Libya	27130
Turkiye	15223
Lebanon	12697
World	11138
Iran	11026
Jordan	8866
Algeria	8786
Iraq	8780
Egypt	7869
Tunisia	7674
Morocco	4771
Syria	NA
Yemen	NA

Country	2010
Qatar	103903
Kuwait	59780
UAE	56627
Bahrain	45600
Saudi Arabia	41232
Oman	40820
Libya	31394
Turkiye	19804
Lebanon	19216
Iran	15099
World	13900
Jordan	11867
Algeria	11008
Tunisia	10478
Egypt	10333
Iraq	8178
Morocco	6776
Syria	NA
Yemen	NA

Country	2019
Qatar	90762
UAE	71782
Bahrain	49769
Saudi Arabia	47025
Kuwait	47315
Oman	33814
Turkiye	28477
Libya	22535
Lebanon	17185
World	16877
Iran	14084
Egypt	11781
Algeria	11627
Tunisia	11114
Iraq	10299
Jordan	9535
Morocco	8218
Syria	NA
Yemen	NA

رشد تولید ناخالص داخلی. درصد در فاصله زمانی

Annual Growth rate (%)	Growth in 10 years (%)
1	10
2	22
3	34
4	48
5	63
6	79
7	97
8	116
9	137
10	159

Lebanon	161
Syria	77
Yemen	74
Bahrain	72
Iraq	64
Oman	59
Tunisia	59
Jordan	58
UAE	58
Egypt	56
Turkiye	43
Iran	37
Morocco	35
Saudi Arabia	29
Algeria	20
Kuwait	
Libya	
Qatar	

Qatar	247
Jordan	83
Lebanon	75
Bahrain	69
Syria	65
Morocco	62
Egypt	61
Iran	57
Kuwait	56
Yemen	52
Tunisia	50
Turkiye	48
UAE	46
Algeria	46
Libya	46
Saudi Arabi	39
Oman	34
Iraq	18

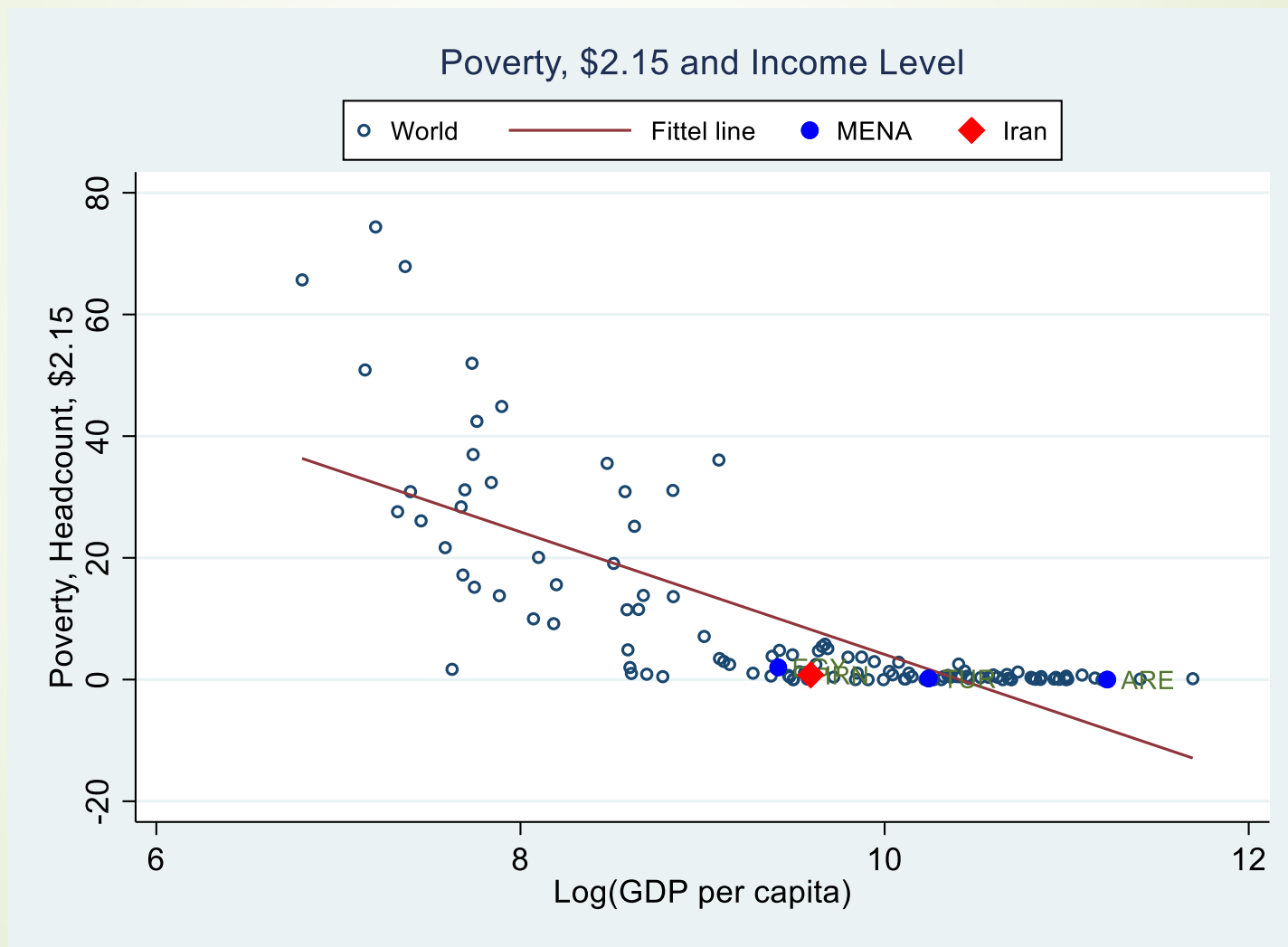
Iraq	67
Turkiye	62
Qatar	43
Saudi Arabia	39
Egypt	38
UAE	38
Morocco	36
Bahrain	34
Oman	32
Algeria	26
Jordan	24
Kuwait	19
Tunisia	17
Iran	7
Lebanon	4
Libya	-27
Syria	-54
Yemen	

متوسط تورم سالانه. درصد

Country	1990-2000	Country	2000-2010	Country	2010-2019
Iraq	89.40	Iraq	18.60	Iran	20.88
Turkiye	76.14	Turkiye	17.12	Egypt	12.50
Yemen	24.44	Iran	14.59	Libya	10.68
Iran	24.03	Yemen	11.31	Turkiye	9.93
Algeria	16.33	Egypt	8.29	Tunisia	5.01
Egypt	8.94	Syria	5.65	Algeria	4.71
Syria	5.62	Qatar	5.09	Lebanon	2.96
Libya	5.49	Jordan	4.05	Kuwait	2.66
Tunisia	4.50	Kuwait	3.64	Jordan	2.57
Morocco	3.93	Algeria	3.57	Iraq	2.01
Jordan	3.50	Tunisia	3.06	Bahrain	1.93
Qatar	2.73	Oman	2.95	Saudi Arabia	1.89
Kuwait	2.30	Saudi Arabia	2.69	Qatar	1.60
Saudi Arabia	0.95	Bahrain	1.83	UAE	1.52
Bahrain	0.62	Morocco	1.80	Oman	1.42
Lebanon	NA	Libya	0.12	Morocco	1.17
Oman	NA	Lebanon	NA	Syria	NA
UAE	NA	UAE	NA	Yemen	NA

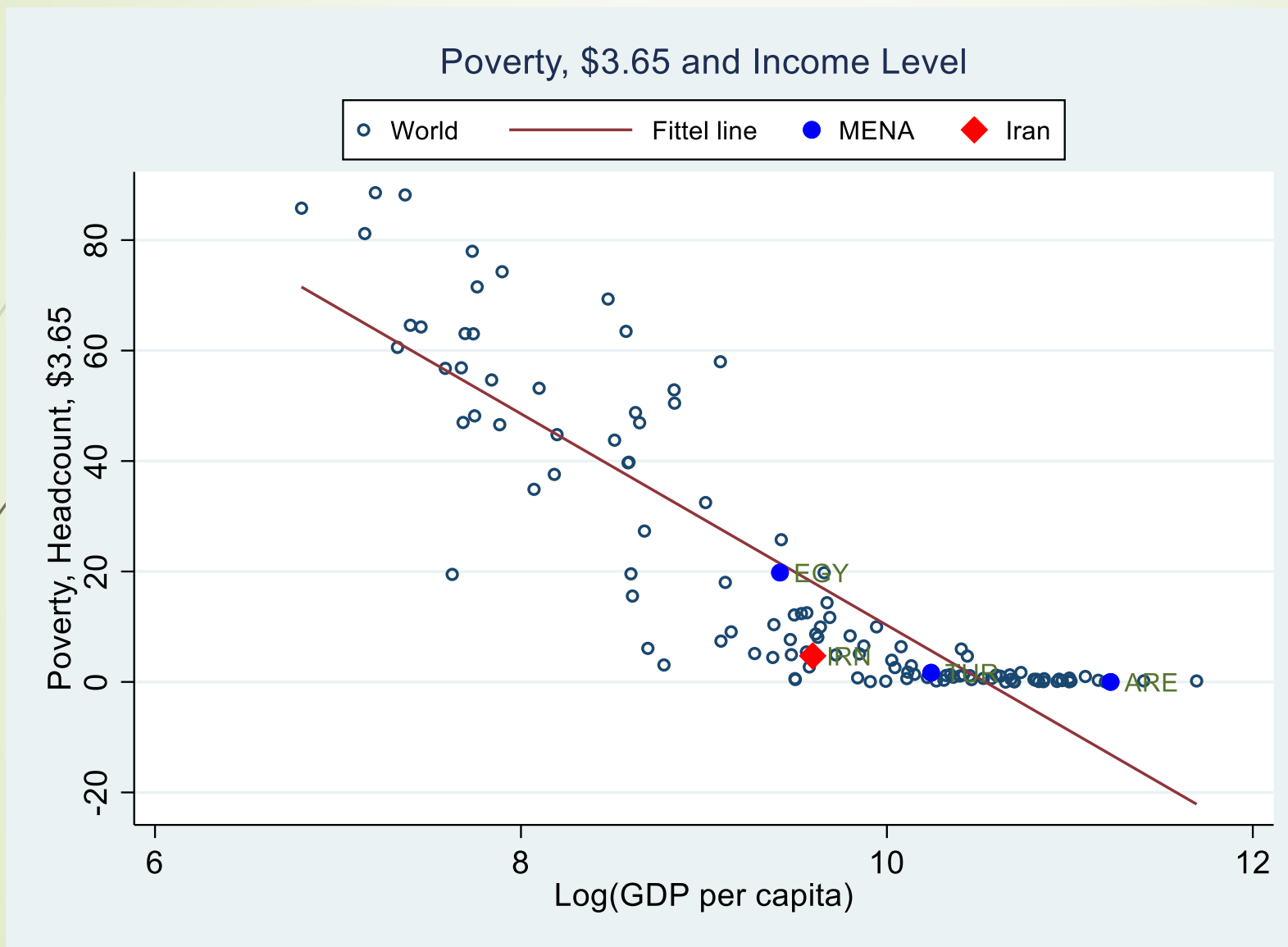
<https://databank.worldbank.org/source/world-development-indicators#>

درصد جمعیت زیر خط فقر (متوسط 2016 تا 2021) بر مبنای 2.15 دلار، در درآمد سرانه



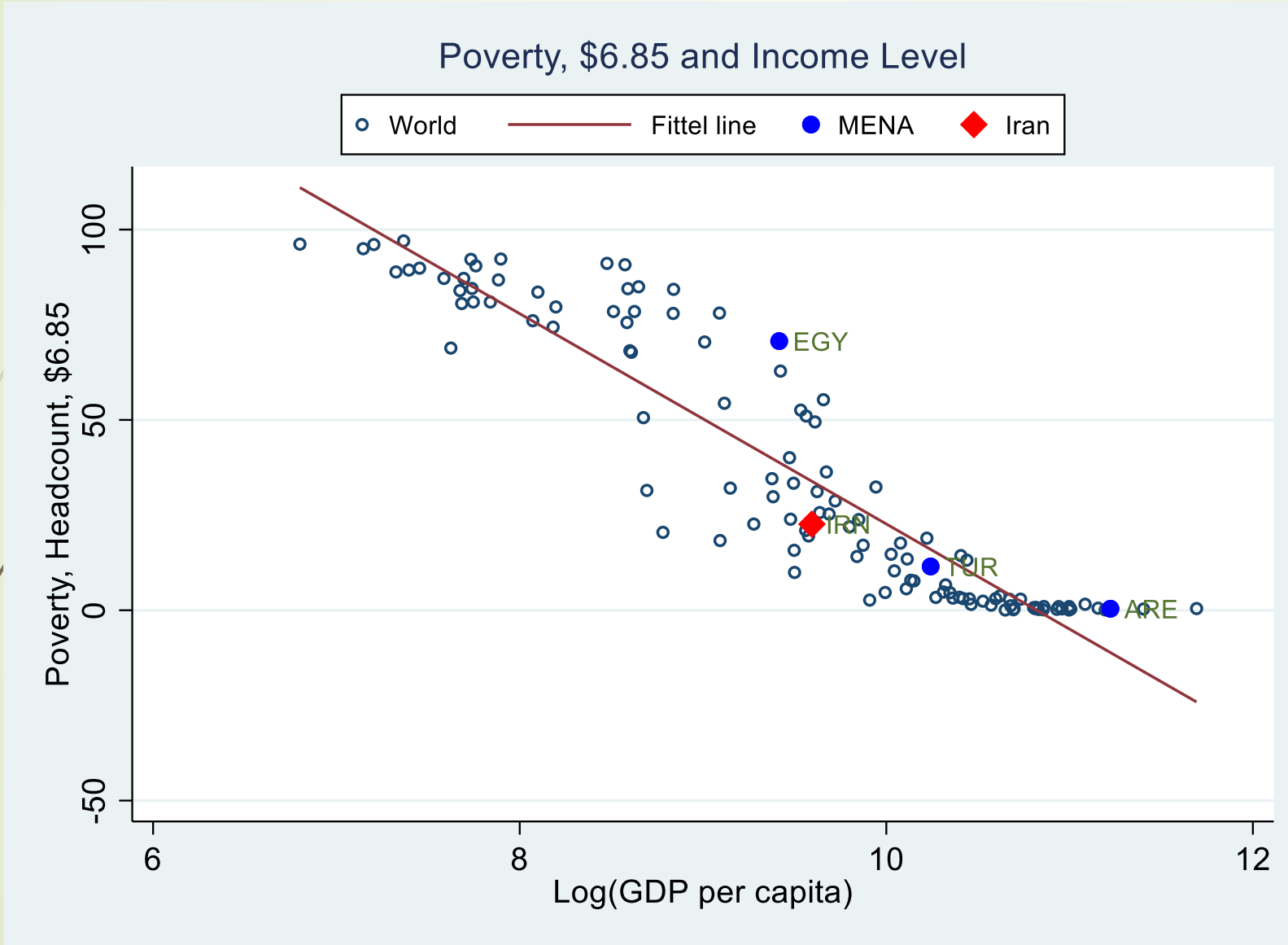
<https://databank.worldbank.org/source/world-development-indicators#>

درصد جمعیت زیر خط فقر (متوسط 2016 تا 2021) بر مبنای 3.65 دلار، در درآمد سرانه



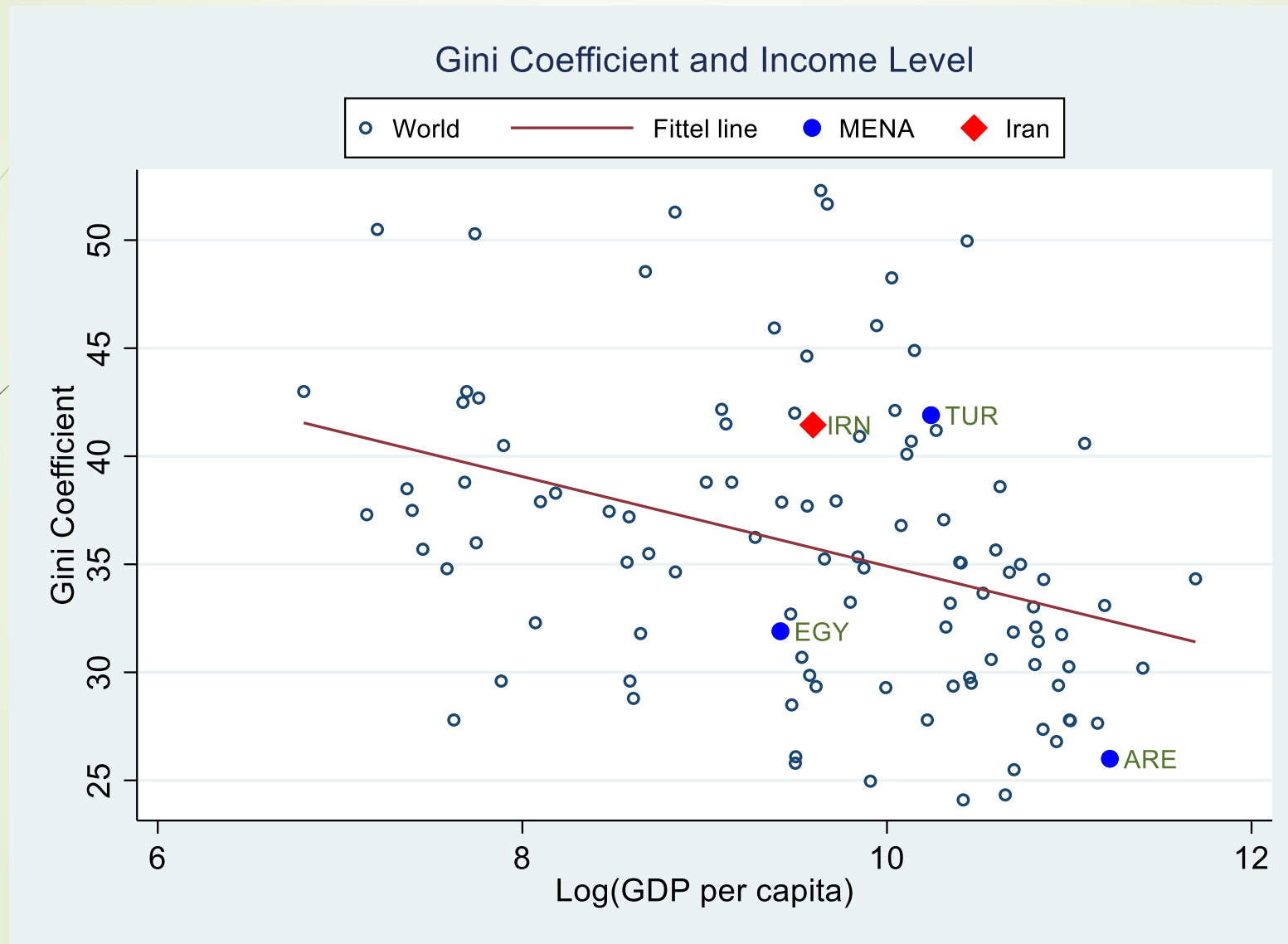
<https://databank.worldbank.org/source/world-development-indicators#>

درصد جمعیت زیر خط فقر (متوسط 2016 تا 2021) بر مبنای 6.85 دلار، در درآمد سرانه



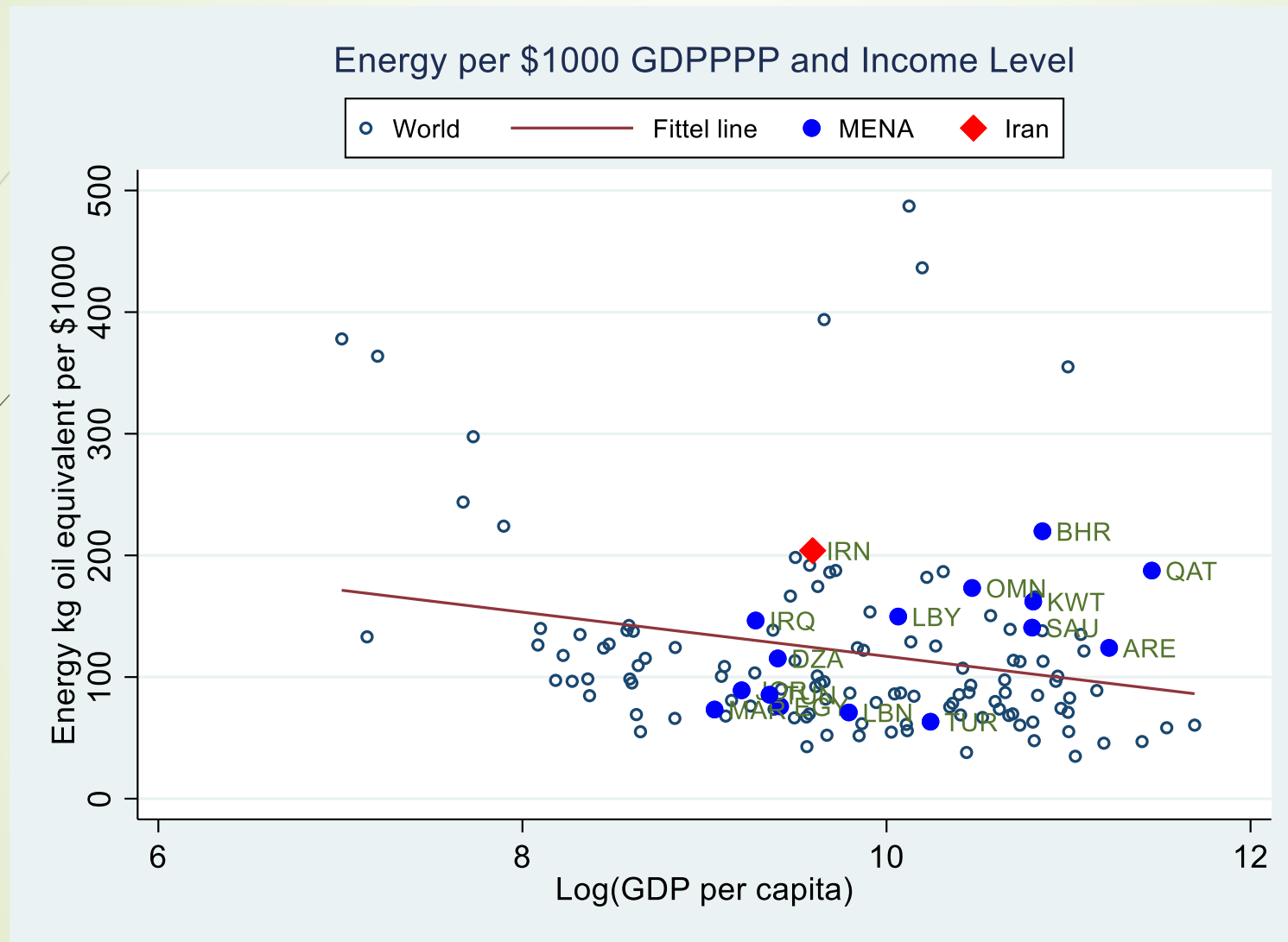
<https://databank.worldbank.org/source/world-development-indicators#>

ضریب جینی در درآمد سرانه



<https://databank.worldbank.org/source/world-development-indicators#>

انرژی (معادل کیلوگرم نفت) برای تولید 1000 دلار تولید به نرخ برابری قدرت خرید در درآمد سرانه



<https://databank.worldbank.org/source/world-development-indicators#>

شاخصهای سرمایه انسانی

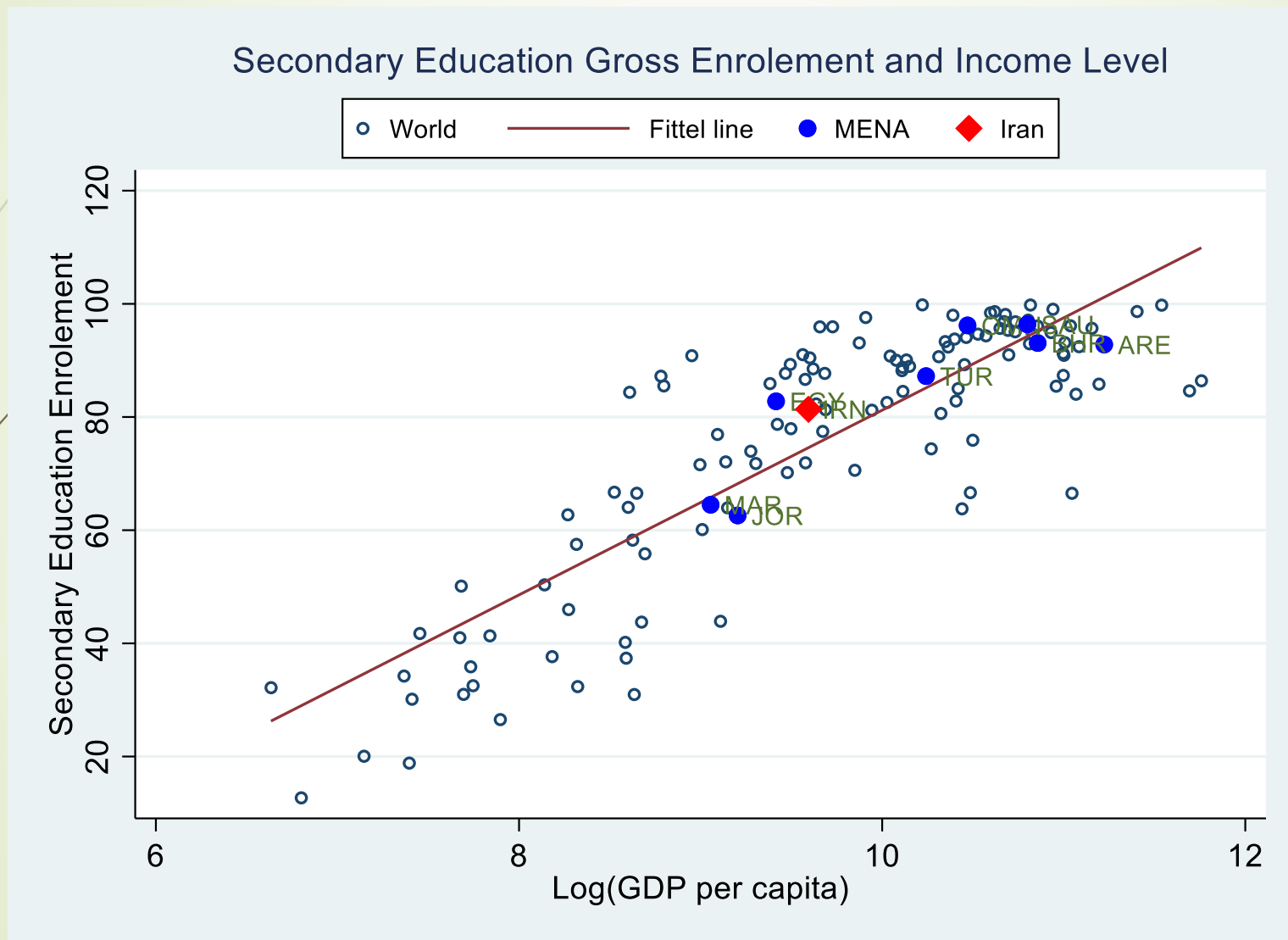
- نرخ خالص تحصیلات متوسطه
- نرخ ناخالص تحصیلات متوسطه در درآمد سرانه
- نرخ ناخالص تحصیلات دانشگاهی
- نرخ ناخالص تحصیلات دانشگاهی در درآمد سرانه
- تعداد دکتر به ازای 1000 نفر در درآمد سرانه
- شاخص توسعه انسانی در درآمد سرانه

چپ: نرخ خالص تحصیل متوسطه، سه سال اول راست: نرخ خالص تحصیل متوسطه، سه سال دوم

Country	Female		Male	
	2011	2018	2011	2018
Saudi Arabia	..	97.5	..	99.6
UAE	..	97.2	..	98.3
Turkiye	96.4	93.2	99.7	94.3
Egypt	..	96.5	..	95.1
Kuwait	93.4	..	94.7	..
Iran	89.9	93.6	92.8	96.8
Bahrain	90.5	99.6	89.8	91.4
Oman	92.5	..	92.0	..
Qatar	96.6	90.8	82.5	96.1
Syria	88.6	..	90.9	..
Morocco	75.4	86.7	85.6	91.7
Jordan	81.3	68.9	81.2	69.5
Yemen	49.0	65.5	72.5	77.4
Algeria
Iraq
Lebanon
Libya
Tunisia

Country	Female		Male	
	2011	2018	2011	2018
Saudi Arabia	..	91.3	..	97.2
Oman	92.1	83.1	98.3	92.3
Bahrain	89.4	93.9	93.0	88.1
Qatar	89.7	..	92.4	..
UAE	..	81.0	..	94.5
Turkiye	76.9	82.7	84.1	83.3
Kuwait	81.7	..	75.7	..
Egypt	..	74.6	..	76.7
Iran	71.0	72.5	78.1	75.1
Morocco	50.4	68.0	61.4	74.1
Jordan	74.2	54.2	66.5	47.5
Syria	44.3	..	42.8	..
Yemen	28.6	32.3	47.2	54.4
Algeria
Iraq
Lebanon
Libya
Tunisia

نرخ ناخالص تحصیل متوسطه در درآمد سرانه

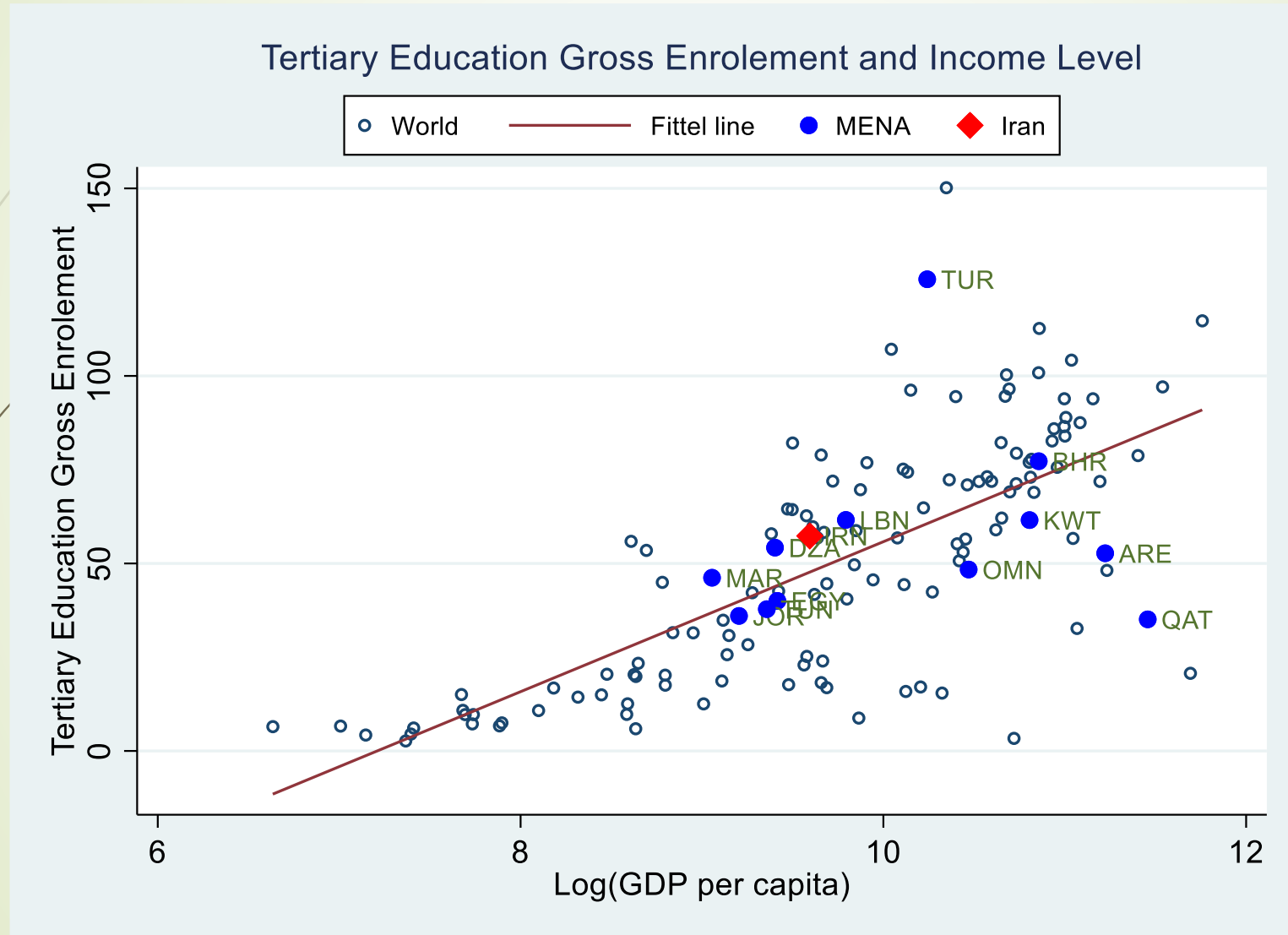


<https://databank.worldbank.org/source/world-development-indicators#>

نرخ ناخالص تحصیل دانشگاهی (تعداد دانشجو تقسیم بر جمعیت پنج سال بعد از دبیرستان)

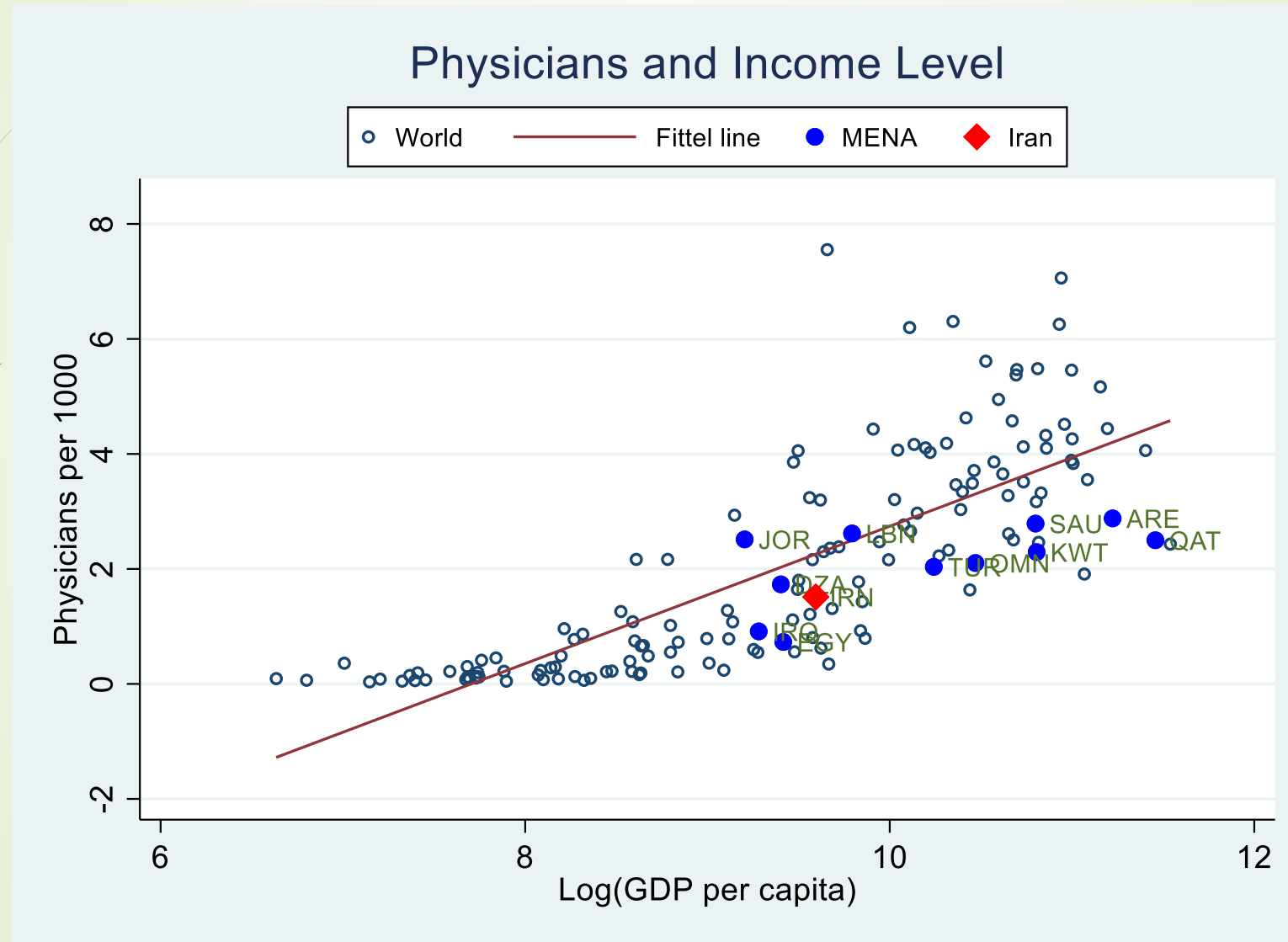
	Female		Male	
Country	2011	2018	2011	2018
Turkiye	..	107.1	..	119.2
Iran	49.9	58.9	50.1	66.6
Kuwait	..	76.1	..	35.8
Saudi Arab	42.2	69.9	38.7	66.3
Bahrain	57.5	67.8	33.6	37.0
Algeria	37.1	64.4	25.5	38.8
Jordan	39.1	37.4	33.7	31.5
Oman	33.1	55.6	22.7	26.4
Tunisia	43.8	41.2	26.8	22.8
Egypt	25.5	35.8	28.1	..
Morocco	15.7	35.7	17.0	36.2
Syria	25.8	..	25.9	..
Qatar	30.5	54.9	5.2	7.0
Yemen	6.2	..	14.0	..
Iraq
Lebanon
Libya
UAE

نرخ ناخالص تحصیل دانشگاهی در درآمد سرانه



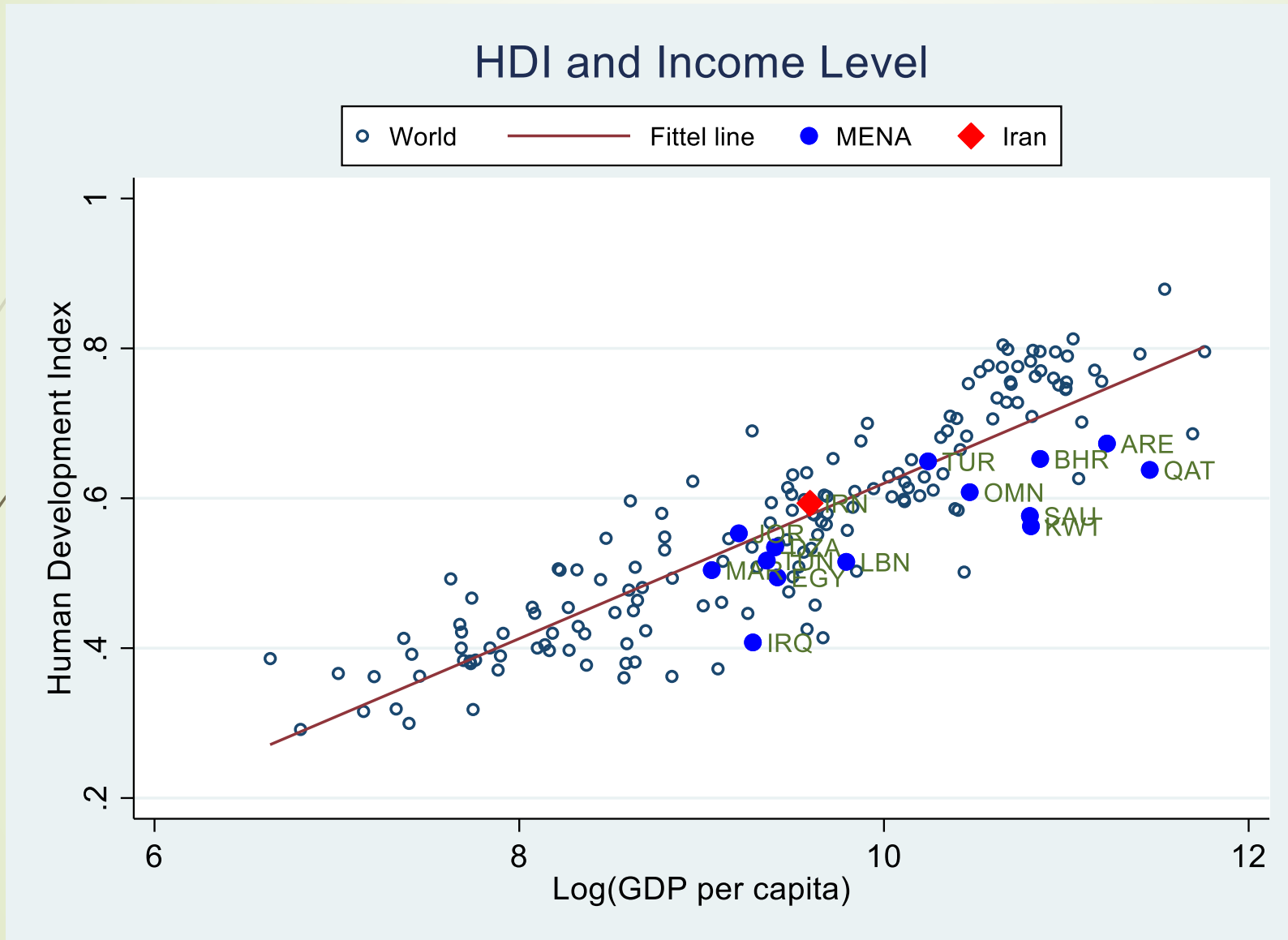
<https://databank.worldbank.org/source/world-development-indicators#>

تعداد دکتر به ازای 1000 نفر در درآمد سرانه



<https://databank.worldbank.org/source/world-development-indicators#>

شاخص سرمایه انسانی در درآمد سرانه



<https://databank.worldbank.org/source/world-development-indicators#>

شاخصهای تجارت، کسب و کار، و حکمرانی

- واردات و صادرات نسبت به تولید
- تجارت به سایر کشورهای منطقه
- نرخ تعرفه
- شاخص های آسانی کسب و کار در درآمد سرانه
- شاخص حکمرانی (متوسط)
- شاخص حکمرانی در درآمد سرانه
- شاخصهای شش گانه حکمرانی در درآمد سرانه
- استفاده از کردیت و دبیت
- ارسال بین المللی بسته
- شاخصهای آمادگی برای تجارت الکترونیک

واردات و صادرات نسبت به تولید ناخالص

	2000	
Country	Import	Export
Bahrain	56.6	79.2
Iraq	49.6	75.7
Jordan	68.5	41.8
Oman	32.6	60.3
Qatar	22.3	67.3
Kuwait	30.1	56.5
Tunisia	42.9	39.7
Yemen	34.0	41.4
Saudi Arabia	24.8	43.4
Syria	29.2	36.1
Algeria	20.8	42.1
Morocco	29.2	24.2
Lebanon	35.9	14.2
Libya	13.7	31.6
Turkiye	22.5	19.9
Iran	19.8	21.5
Egypt	22.8	16.2
UAE		

	2010	
Country	Import	Export
UAE	59.5	79.4
Bahrain	50.9	69.5
Jordan	67.2	47.0
Tunisia	52.2	48.0
Libya	31.8	66.3
Kuwait	30.4	66.7
Oman	37.3	59.1
Lebanon	60.1	35.0
Qatar	23.8	62.3
Saudi Arabia	33.0	49.6
Iraq	34.1	39.4
Algeria	31.4	38.4
Morocco	39.8	29.8
Yemen	34.4	30.0
Syria	31.8	32.2
Egypt	26.6	21.3
Turkiye	25.5	21.2
Iran	19.4	24.4

	2019	
Country	Import	Export
UAE	70.7	96.7
Bahrain	65.2	76.5
Tunisia	55.5	45.4
Kuwait	44.9	53.3
Qatar	37.9	52.2
Oman	37.0	49.5
Jordan	49.2	36.7
Libya	35.4	42.8
Morocco	41.9	34.1
Iraq	30.9	38.1
Turkiye	30.1	33.1
Lebanon	42.3	20.7
Saudi Arabia	26.1	34.1
Algeria	29.1	22.7
Iran	27.3	23.5
Syria	29.0	13.0
Egypt	24.5	16.6
Yemen		

<https://databank.worldbank.org/source/world-development-indicators#>

واردات (و صادرات) به سایر کشورهای منطقه نسبت به کل واردات (و صادرات). اعداد قرمز حداکثر را نشان می دهند.

	Algeria		Bahrain		Egypt		Iran		Iraq		Jordan		Kuwait		Lebanon		Libya		Morocco		Oman		Qatar		Saudi		Syria		Tunisia		Turkey		UAE		Yemen		
	Import	Export	Import	Export	Import	Export	Import	Export	Import	Export	Import	Export	Import	Export	Import	Export	Import	Export	Import	Export	Import	Export	Import	Export	Import	Export	Import	Export	Import	Export	Import	Export	Import	Export			
World	100.0	100.0	100.0	100.0	100.0	100.0	100.0	100.0	100.0	100.0	100.0	100.0	100.0	100.0	100.0	100.0	100.0	100.0	100.0	100.0	100.0	100.0	100.0	100.0	100.0	100.0	100.0	100.0	100.0	100.0	100.0	100.0	100.0	100.0	100.0	100.0	
Algeria			0.0	0.7	0.6	1.8	0.0	0.0	0.1	0.0	0.2	1.0	0.0	0.0	0.2	0.8	0.2		1.0	0.5	0.0	0.0	0.0	0.1	0.0	0.2	0.3	1.4	6.6	2.7	0.3	1.1	0.2	0.2	0.1		
Bahrain	0.1	0.0			0.5	0.2	0.0	0.0	0.2		0.7	0.9	1.4	0.1	0.1	0.4	0.2	0.0	0.2	0.0	1.8	0.4			1.2	0.4	0.3	0.1	0.0	0.0	0.1	0.2	1.5	0.9	0.1		
Egypt	0.9	1.3	0.5	2.7			0.0	0.2	0.5	0.0	4.1	2.0	1.1	0.1	2.1	2.1	5.3	0.2	1.3	0.3	0.4	0.3	0.0	0.1	1.7	0.7	4.2	3.4	2.2	0.4	0.9	1.9	0.8	0.9	3.2	49.6	
Iran	0.0	0.0	0.1	0.0	0.0	0.0			1.6	0.0	0.2	0.1	0.7	0.1	0.3	0.1			0.0	0.0	1.1	1.5	0.7	0.0	0.0		1.7	0.1	0.0	0.1	1.7	1.5	0.4	1.8	0.1		
Iraq	0.0	0.0	0.0	0.2	0.2	1.3	0.1	9.3			0.3	7.6	0.0	1.5	0.0	3.9			0.0	0.2	0.3	0.3	0.1	0.2	0.0	0.3	0.2	20.2	0.0	0.1	1.3	5.7	0.5	3.5	0.0		
Jordan	0.2	0.4	0.3	0.4	0.2	2.9	0.0	0.0	1.2	0.0			0.6	0.2	1.1	2.4	0.3	0.0	0.1	0.1	0.2	0.1	0.5	0.1	0.6	0.5	1.0	3.6	0.1	0.1	0.0	0.4	0.2	0.6	0.5		
Kuwait	0.0	0.2	0.5	2.1	2.8	0.9	0.0	0.3	0.6		0.2	3.7			2.9	1.8	0.0	0.0	0.1	0.1	0.2	0.5	1.0	1.1	0.4	0.6	0.3	1.4	0.1	0.0	0.1	0.3	0.7	2.2	0.0		
Lebanon	0.1	0.1	0.1	0.2	0.2	1.3	0.0	0.1	0.2	0.0	0.4	2.4	0.7	0.1			0.1	0.2	0.1	0.2	0.1	0.1	0.5	0.1	0.2	0.1	1.0	3.8	0.1	0.1	0.0	0.6	0.2	0.4	0.0		
Libya	0.0	0.1	0.0	0.2	0.2	2.7					0.0	0.5	0.0	0.0	0.6	0.5			0.0	0.3	0.0	0.1	0.0	0.0	0.0	0.0	0.5	1.1	0.3	3.6	0.2	1.1	0.5	0.4	0.0		
Morocco	0.6	1.3	0.1	0.7	0.2	1.9	0.0	0.0	0.0	0.0	0.1	0.1	0.1	0.0	0.4	0.5	0.6	0.0			0.0	0.0	0.2	0.1	0.1	0.1	0.2	0.2	0.5	1.6	0.3	1.3	0.1	0.2	0.0		
Oman	0.2	0.0	1.0	3.1	0.3	0.6	0.7	0.8	0.2		0.2	0.7	0.6	0.3	0.1	0.9	0.1	0.0	0.1	0.2			3.4	0.8	1.3	0.3	0.1	0.2	0.1	0.1	0.1	0.1	0.4	0.8	2.8	5.5	10.5
Qatar	0.1	0.0			0.0	0.0	0.0	0.2	0.2		0.1	1.5	0.2	0.6	0.2	3.4	0.0	0.0	0.1	0.1	2.7	3.6			0.0	0.0	0.4	0.6	0.1	0.2	0.2	0.7	0.0	0.0	0.0		
Saudi	1.2	0.0	33.7	14.3	6.7	5.5	0.0	0.0	0.8		16.1	10.2	6.2	1.0	1.8	6.6	0.7	0.1	2.4	0.4	3.9	4.1	0.0	0.0			4.6	4.8	1.3	0.3	1.0	1.8	2.4	6.2	6.5	0.0	
Syria	0.1	0.0	0.0	0.0	0.1	0.9	0.0	0.2	0.2	0.0	0.2	1.2	0.1	0.0	0.5	5.1			0.0	0.2	0.0	0.0	0.0	0.0	0.1	0.0			0.0	0.1	0.1	1.0	0.0	0.2	0.2		
Tunisia	0.7	2.1	0.0	0.1	0.1	2.4	0.0	0.0	0.0		0.1	0.1	0.1	0.0	0.4	0.3	3.4	0.4	0.5	0.3	0.0	0.0	0.1	0.0	0.1	0.1	0.3	0.3			0.1	0.5	0.0	0.1	0.0		
Turkey	4.4	5.2	1.5	1.4	4.7	5.7	6.3	2.5	0.3	0.0	4.6	0.7	1.9	0.1	4.9	1.6	13.2	1.6	5.2	2.2	0.9	0.3	4.1	1.3	2.1	0.8	9.5	5.5	4.5	0.9			1.2	1.0	5.5	28.0	
UAE	0.5	0.1	5.0	10.1	2.3	6.7	13.8	6.2	14.9	0.2	2.7	4.3	8.4	0.9	2.9	11.8	8.7	4.1	1.8	0.3	40.3	7.0	0.1	1.5	7.2	1.7	1.3	0.8	0.7	0.5	2.1	2.0			24.0		
Yemen	0.0	0.0	0.0	0.1	0.0	1.3	0.0	0.0			0.0	0.9	0.0	0.0	0.0	0.2			0.0	0.0	0.2	0.5	0.0	0.0	0.1	0.3	0.1	0.8	0.0	0.0	0.0	0.5	0.0	0.2			
MENA	9.0	10.9	42.7	36.1	19.1	36.4	21.0	19.7	21.1	0.2	30.1	37.8	22.1	5.0	18.4	42.4	32.8	6.7	12.8	5.4	52.0	18.8	10.7	5.3	15.0	6.2	25.9	48.3	16.5	10.6	8.5	21.0	9.5	21.6	45.6	88.2	

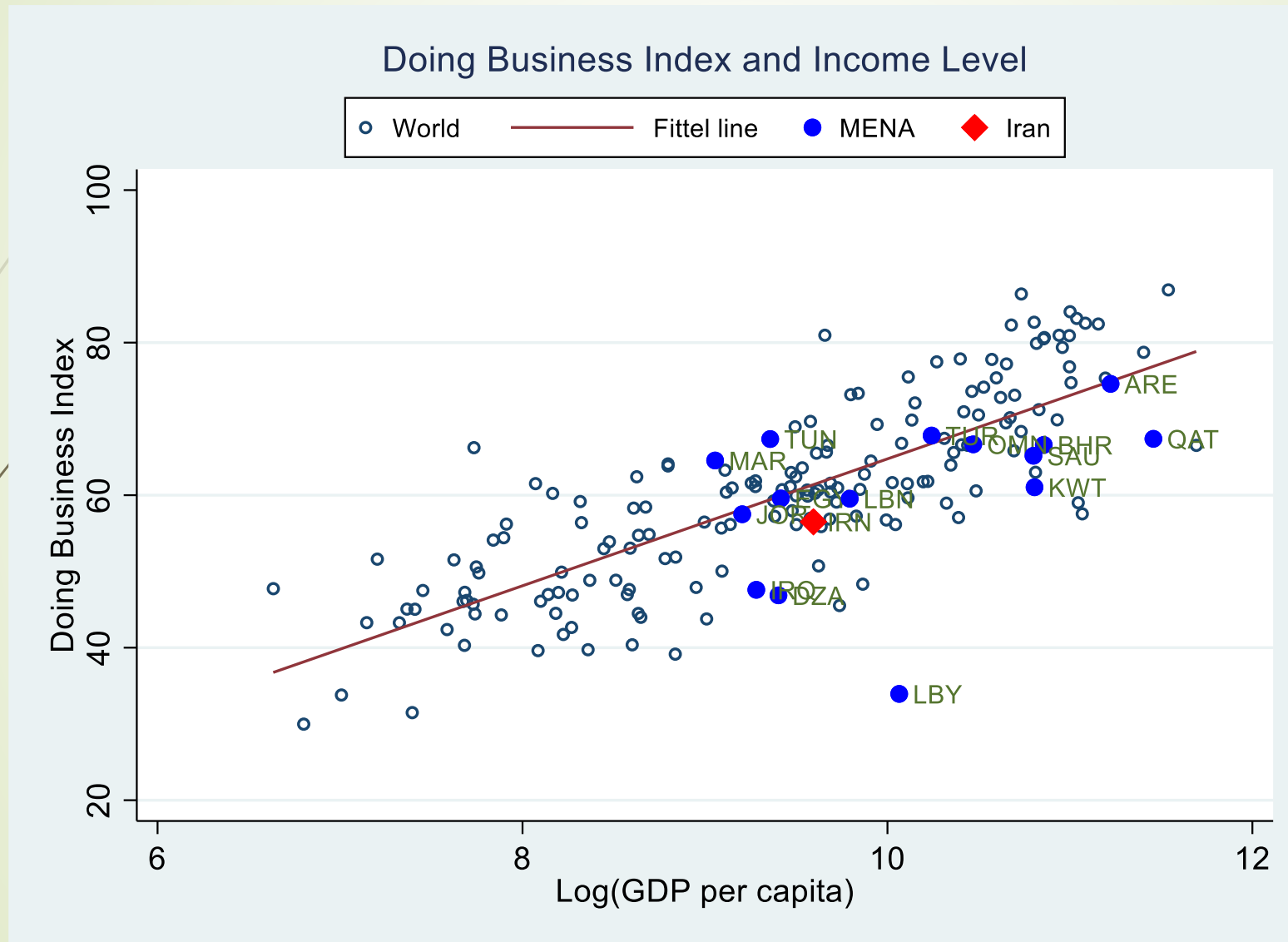
نرخ تعرفه متوسط وزن دار کالاها (از سطر اول به ستون اول)

	Algeria	Bahrain	Egypt	Iran	Iraq	Jordan	Kuwait	Lebanon	Libya	Morocco	Oman	Qatar	Saudi	Syria	Tunisia	Turkey	UAE	Yemen
World	9.4	3.5	10.43				4.5	3.3		3.6	1.7	3.5		7.2		3.1	3.9	
Algeria		0.0					0.0	0.0		0.0	0.0			0.0		3.7	0.0	
Bahrain	0.0						0.0	2.2		0.1	0.0			0.0		5.5	0.0	
Egypt	4.7	0.0					0.0	4.4		0.2	0.0			0.0		1.5	0.0	
Iran	25.2	2.9					2.8	5.6		24.8	4.5			8.0		2.8	4.7	
Iraq	22.6	0.0					0.0	0.0		0.0	0.0	0.0		0.0		0.3	0.0	
Jordan	1.2	0.0	0				0.0	0.5		0.1	0.0			0.0		1.1	0.0	
Kuwait	0.0	0.0						0.3		0.0	0.0			0.0		4.5	0.0	
Lebanon	6.1	0.0					0.0			0.9	0.0			0.0		5.3	0.0	
Libya	11.3	0.0					0.0	0.0		0.0		0.0		0.0		0.8	0.0	
Morocco	7.4	0.0	0				0.0	3.0			0.0			0.0		1.9	0.0	
Oman	3.8	0.0					0.0	0.3		0.1				0.0		5.7	0.0	
Qatar	0.1						0.0	0.0		0.0	0.0			0.0		5.9	0.0	
Saudi	2.2	0.0					0.0	0.2		0.1	0.0			0.0		5.5	0.0	
Syria	3.2	0.0					0.0	2.3		0.5	0.0	0.0				27.5	0.0	
Tunisia	3.5	0.0	0				0.0	4.3		0.1	0.0	5.5		0.0		1.1	0.0	
Turkey	16.1	58.0	3.9				23.2	6.3		1.6	4.6			8.3			6.5	
UAE	5.9	0.0					0.0	0.1		0.2	0.0			0.0		0.6		
Yemen	0.0	0.0	0.0				0.0	6.0		13.7	0.0			0.0		28.5	0.0	

2020(WB)	10.2	2.0	10.4	12.1		4.0	3.0	2.8	4.5	3.6	1.7	3.5	4.2	3.2	9.3	2.9	3.3	5.0
-----------------	-------------	------------	-------------	-------------	--	------------	------------	------------	------------	------------	------------	------------	------------	------------	------------	------------	------------	------------

<https://wits.worldbank.org/Default.aspx?lang=en>

شاخص کسب و کار در درآمد سرانه

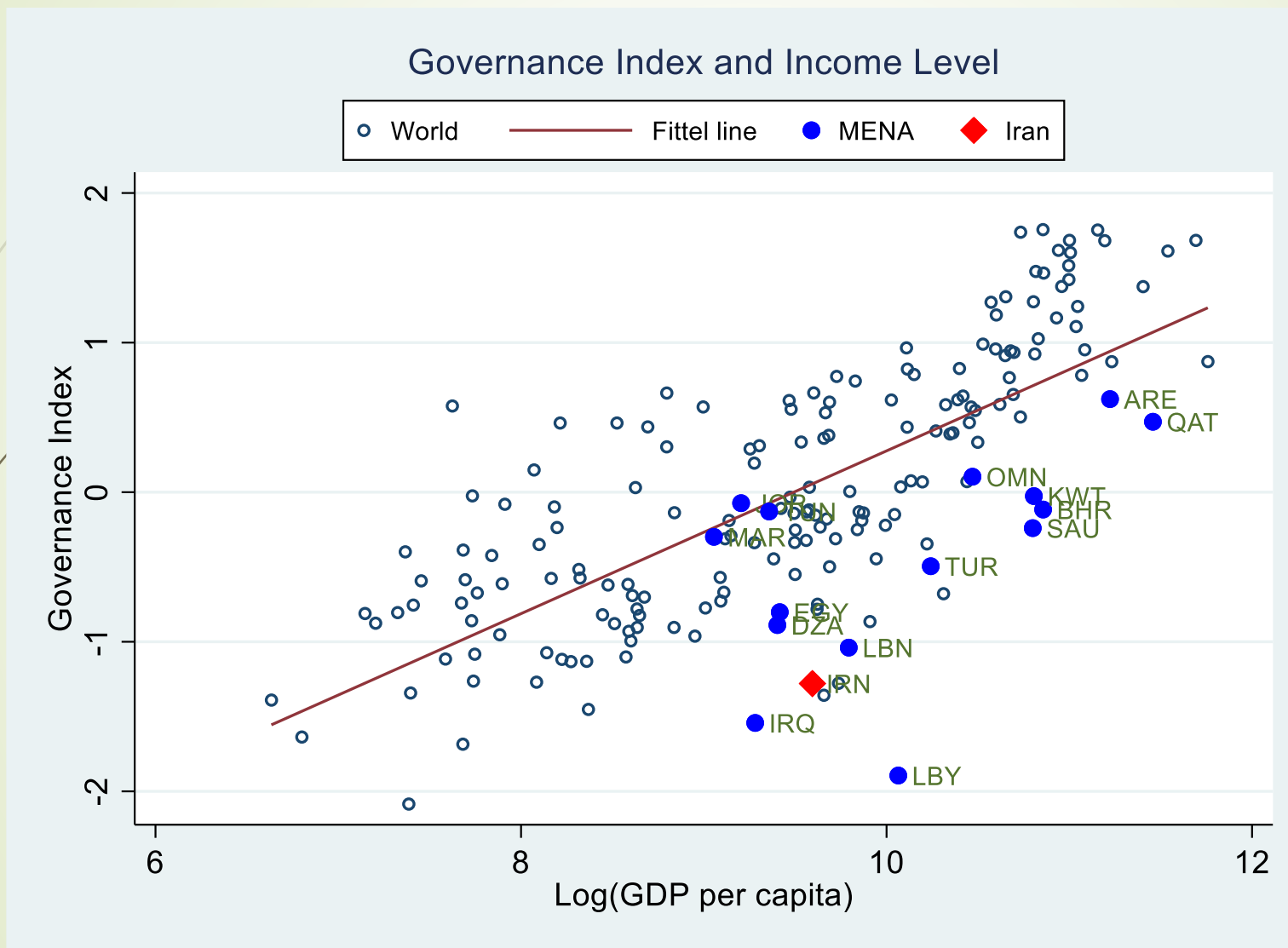


<https://databank.worldbank.org/source/world-development-indicators#>

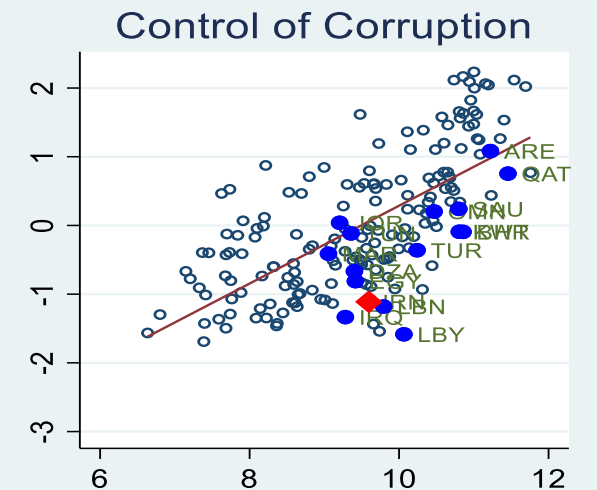
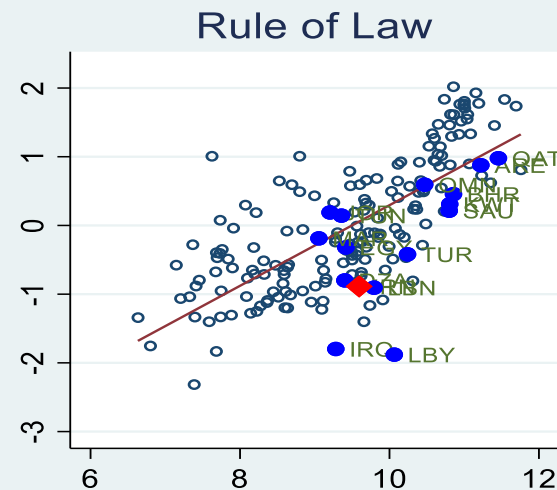
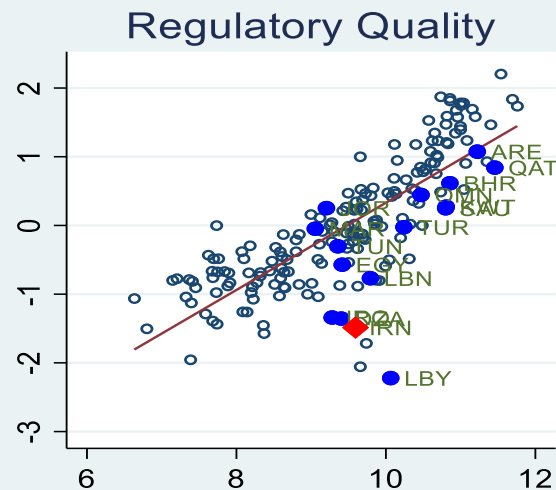
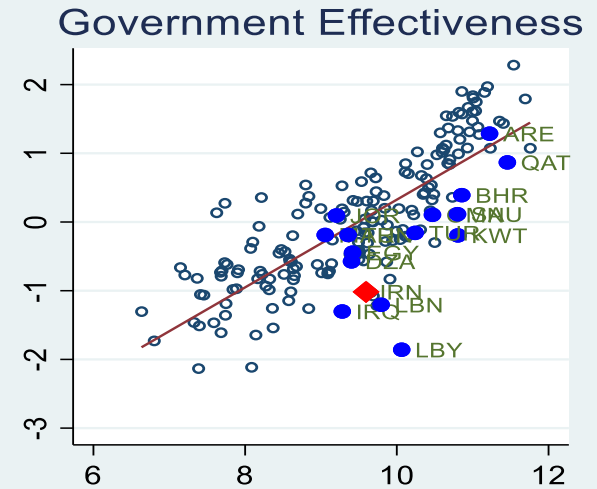
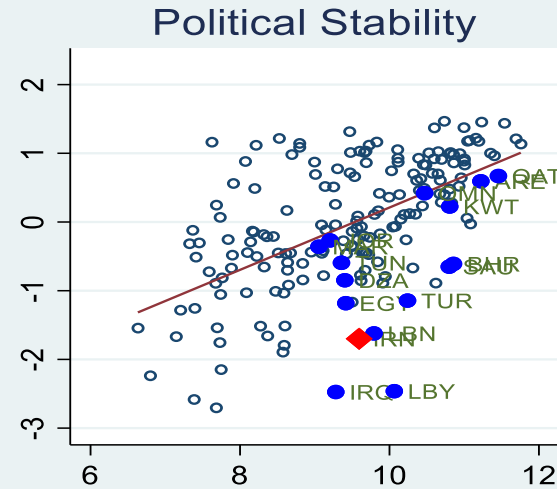
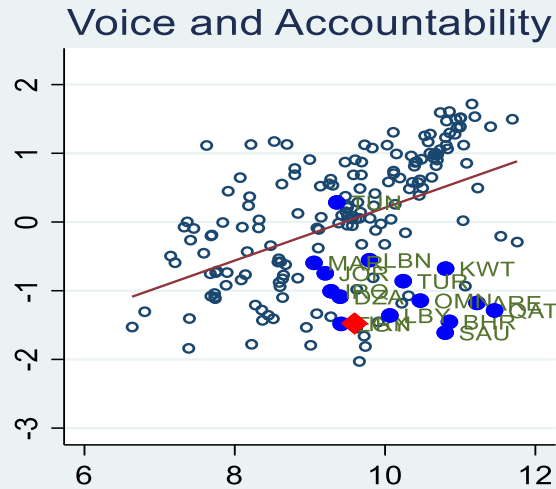
شاخص حکمرانی (2.5- تا 2.5)

Country	2000	Country	2010	Country	2020
UAE	0.442	Qatar	0.639	UAE	0.650
Oman	0.336	UAE	0.391	Qatar	0.607
Qatar	0.317	Oman	0.201	Oman	0.065
Kuwait	0.237	Kuwait	0.186	Bahrain	0.061
Bahrain	0.157	Bahrain	0.049	Kuwait	0.054
Jordan	0.071	Türkiye	-0.049	Saudi	-0.034
Morocco	-0.108	Jordan	-0.102	Jordan	-0.075
Tunisia	-0.114	Tunisia	-0.248	Morocco	-0.276
Türkiye	-0.199	Saudi	-0.282	Tunisia	-0.305
Lebanon	-0.308	Morocco	-0.313	Türkiye	-0.556
Egypt	-0.311	Egypt	-0.555	Egypt	-0.764
Saudi	-0.348	Lebanon	-0.606	Algeria	-0.799
Iran	-0.785	Algeria	-0.859	Lebanon	-1.154
Syria	-0.920	Syria	-0.917	Iran	-1.277
Yemen	-0.984	Libya	-1.095	Iraq	-1.478
Algeria	-1.083	Iran	-1.237	Libya	-1.793
Libya	-1.113	Yemen	-1.281	Yemen	-1.962
Iraq	-1.785	Iraq	-1.406	Syria	-2.019

شاخص حکمرانی نسبت به درآمد سرانه



شاخص های شش گانه حکمرانی و درآمد سرانه



درصد جمعیت +15 استفاده کننده از کردیت و دبیٹ کارت

	Credit Card			Debit card
UAE	37.42		UAE	76.90
Turkey	32.80		Iran	75.09
Qatar	32.30		Bahrain	74.89
Bahrain	27.56		Kuwait	70.32
Oman	26.62		Saudi	63.62
Kuwait	26.23		Oman	53.01
Saudi	11.53		Qatar	49.50
Iran	11.02		Turkey	43.25
Lebanon	10.70		Lebanon	33.45
Tunisia	6.80		Morocco	22.39
Algeria	6.07		Algeria	21.63
Morocco	4.50		Jordan	19.12
Syria	2.80		Tunisia	12.25
Iraq	2.36		Egypt	9.58
Jordan	2.30		Syria	6.20
Egypt	1.88		Iraq	3.51
Yemen	0.37		Yemen	1.86
Libya			Libya	

<https://wits.worldbank.org/>

شاخص آسانی ارسال بین المللی بسته (بازۀ 1 تا 5)

Country	International Shipment Score	Country	Timeliness score
UAE	3.89	UAE	4.13
Kuwait	3.62	Qatar	3.83
Qatar	3.58	Turkey	3.75
Turkey	3.41	Egypt	3.63
Oman	3.35	Bahrain	3.58
Bahrain	3.33	Saudi	3.53
Egypt	3.27	Kuwait	3.51
Saudi	3.23	Oman	3.50
Jordan	3.17	Jordan	3.34
Morocco	3.09	Morocco	3.20
Lebanon	2.84	Algeria	3.08
Algeria	2.80	Tunisia	3.00
Iran	2.67	Lebanon	2.86
Libya	2.40	Libya	2.83
Tunisia	2.33	Iran	2.81
Iraq	2.33	Iraq	2.66
Syria	1.36	Syria	2.40
Yemen		Yemen	

شاخص های آمادگی برای تجارت الکترونیک

Country	ICT Development Index	Country	B2C E-commerce Index	Country	Networked Readiness Index
Bahrain	7.42	UAE	73.40	UAE	5.30
UAE	6.96	Qatar	72.40	Qatar	5.20
Saudi	6.88	Bahrain	66.50	Bahrain	5.10
Qatar	6.78	Kuwait	61.90	Saudi	4.80
Kuwait	6.45	Lebanon	57.40	Turkey	4.40
Oman	6.04	Turkey	56.50	Oman	4.30
Lebanon	5.91	Saudi	52.20	Jordan	4.20
Turkey	5.45	Oman	48.80	Kuwait	4.20
Jordan	4.67	Tunisia	44.50	Morocco	4.00
Iran	4.66	Iran	42.60	Tunisia	3.90
Tunisia	4.49	Morocco	41.50	Lebanon	3.80
Egypt	4.26	Jordan	41.30	Egypt	3.70
Morocco	4.26	Egypt	39.90	Iran	3.70
Algeria	3.74	Algeria	32.30	Algeria	3.20
Syria	3.21	Iraq	14.30	Iraq	
Yemen	1.96	Libya		Libya	
Iraq		Syria		Syria	
Libya		Yemen		Yemen	

<https://wits.worldbank.org/>